

# Commonwealth Electric Style Guide

## Primary Logo

Primary Logo – Color



Primary Logo – Grayscale



Primary Logo – Color with tag



Primary Logo – Grayscale with tag



Primary Logo – Reversed



Primary Logo – Reversed with tag



# Commonwealth Electric Style Guide

## Secondary Horizontal Logo

Horizontal Logo – Color



Horizontal Logo – Grayscale



Horizontal Logo – Color with Tag



Horizontal Logo – Grayscale with tag



Horizontal Logo – Reversed



Horizontal Logo – Reversed with Tag



# Commonwealth Electric Style Guide

## Secondary Vertical Logo

Vertical Logo – Color



**Commonwealth  
Electric Company**  
of the Midwest

Vertical Logo – Grayscale



**Commonwealth  
Electric Company**  
of the Midwest

Vertical Logo – Color with Tag



**Commonwealth  
Electric Company**  
of the Midwest

**Committed to Excellence**

Vertical Logo – Grayscale with tag



**Commonwealth  
Electric Company**  
of the Midwest

**Committed to Excellence**

Vertical Logo – Reversed



**Commonwealth  
Electric Company**  
of the Midwest

Vertical Logo – Reversed with Tag



**Commonwealth  
Electric Company**  
of the Midwest  
**Committed to Excellence**

# Commonwealth Electric Style Guide

## Icon Mark Logo

Icon Mark Logo – Color



Icon Mark Logo – Grayscale



Icon Mark Logo – Color with Tag



**Committed to Excellence**

Icon Mark Logo – Grayscale with tag



**Committed to Excellence**

Icon Mark Logo – Reversed



Icon Mark Logo – Reversed with Tag



# Commonwealth Electric Style Guide

## Commonwealth Communications Logo

Primary Logo – Color



Primary Logo – Grayscale



Primary Logo – Reverse



Secondary Horizontal Logo – Color



Secondary Horizontal Logo – Grayscale



Secondary Horizontal Logo – Reversed



Secondary Vertical Logo – Color



Secondary Vertical Logo – Grayscale



Secondary Vertical Logo – Reverse



# Commonwealth Electric Style Guide

## Logo Guidelines



Using the width of the “E” as one “x” unit, no content or objects should be placed within one “x” unit of any edge of the logo.



The logo may not be reproduced to measure smaller than .5” high.




Do not skew or slant the logo in any way. Do not disproportionately scale or stretch the logo. Do not change or add extra colors to the logo. Do not type in the company name or overlap the tagline or address with the provided logo files.




Full color logo, including yellow, should be used even when printing on Safety Green shirts and vests.

# Commonwealth Electric Style Guide


## Brand Colors



C 0 M 95 Y 100 K 0  
R 218 G 41 B 28  
HTML #DA291C



C 0 M 31 Y 98 K 0  
R 255 G 184 B 28  
HTML #FFB81C



C 0 M 0 Y 0 K 100  
R 35 G 31 B 32  
HTML #231F20

## Logo Files for Print

Each logo file provided has a specific use. When working on a piece to be printed, it is best to use an EPS file.

### When Printing in Digital or 4-Color Process

CECM\_CMYK.eps  
CECM\_CMYK\_tag.eps

### When Printing Spot Color

CECM\_485\_1235.eps  
CECM\_485\_1235\_tag.eps

### When Printing Black and White

CECM\_BW.eps  
CECM\_BW\_tag.eps  
CECM\_Reverse.eps  
CECM\_Reverse\_tag.eps

## Logo Files for Digital Media

Use PNG files for web and digital media not to be printed.

### When Using Logo on Web

CECM\_RGB.png  
CECM\_RGB\_tag.png  
CECM\_Reverse.png  
CECM\_Reverse\_tag.png

# Commonwealth Electric Style Guide

## Typography

For headlines use Roboto Condensed Bold in all caps. When Roboto Condensed Bold is not available, use Arial Narrow Bold. When neither fonts are available, use Arial Bold.

### **ROBOTO CONDENSED**

**123456789**

Bold

### **ARIAL NARROW**

**123456789**

Bold

For body text use Roboto Regular. When Roboto Regular is not available, use Arial Regular.

### Roboto

123456789

Regular

### Arial

123456789

Regular

For call to action use Roboto Condensed Bold. When Roboto Condensed Bold is not available, use Arial Narrow Bold. When neither fonts are available, use Arial Bold.

### **Roboto Condensed**

**123456789**

Bold

### **Arial Narrow**

**123456789**

Bold

Note: Roboto is an Adobe Cloud Typekit font.